

FUNdamental Music Mastery™

A Course in Elementary Musicianship



Grades K ~ 5

Kirsten Smistad & Sonja Sarr

Skill Focus – Kindergarten

Stage 1 Aural Echo & Vocal Exploration

- K.1 Introducing Aural Quarter Note & Glissando
- K.2 Introducing High, Low, Aural Eighth Notes, Forte, & Piano
- K.3 Practicing High, Low, Forte, & Piano
- K.4 Practicing High, Low, Forte, & Piano
- K.5 Introducing Aural Quarter Rest
- K.6 Introducing Adagio & Allegro
- K.7 Practicing Adagio & Allegro
- K.8 Practicing Adagio & Allegro
- K.9 Practicing Adagio, Allegro, Forte, Piano

Stage 2 Iconic Representation

- K.10 Introducing Iconic Quarter Note & Up and Down
- K.11 Introducing Iconic Eighth Notes
- K.12 Introducing Do
- K.13 Introducing Re
- K.14 Introducing Iconic Quarter Rest
- K.15 Introducing Do & Re Together

Stage 3 Iconic & Symbolic Representation

- K.16 Introducing Note Stems
- K.17 Practicing Note Stems, Do, & Re
- K.18 Practicing Note Stems, Do, & Re

Stage 4 Transition to Symbolic Notation

K.19 Introducing Smaller Icons & Tah

K.20 Introducing Ti-Ti

K.21 Introducing Quarter Note and Barred Eighth Note Standard Notation

K.22 Introducing Quarter Rest Standard Notation

K.23 Practicing Standard Notation

K.24 Practicing Standard Notation

K.25 Introducing All Standard Notation

FUNDamental Music Mastery Lesson #K.11

Stage 2: Iconic Representation

Introducing Iconic Eighth Notes

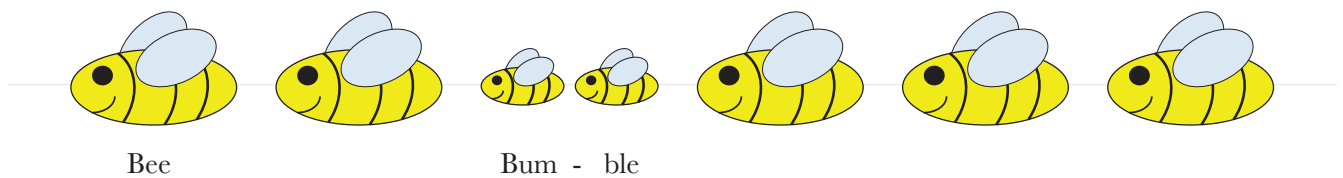
Kirsten Smistad

1. Rhythm

Say "bee" and touch your hand once for each large bee.

Say "bumble" and touch your hand twice for each pair of small bees.


Practice at both Adagio and Allegro.



2. Glissando

Pretend you are a bee and visit each flower. Say "bzz" and slide your voice up and down as you go.

Practice at both Piano and Forte.



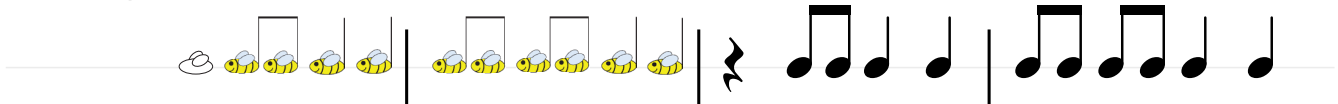
FUNdamental Music Mastery Lesson #K.24
Stage 4: Transition to Symbolic Notation
Practicing Standard Notation

Kirsten Smistad

1. Rhythm

1st time: bee & bumble 2nd time: tah & ti-ti Touch your hand.

Allegro



2. Intervals

1st time: sing bee & bumble on Do and Re 2nd time: sing Do" and Re

Forte

